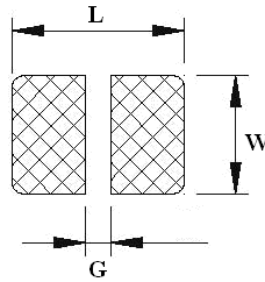


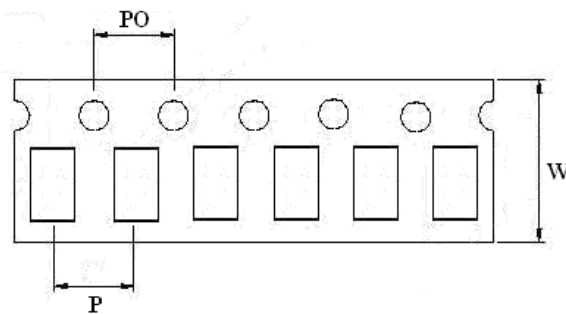
SPECIFICATION FOR APPROVAL

PAD LAYOUT: (UNIT: mm)



ITEM	L (Ref)	G (Ref)	W (Ref)
WHI0402	1.18	0.46	0.66
WHI0603	1.92	0.64	1.02
WHI0805	2.80	0.76	1.78
WHI1008	3.81	1.27	2.54

PACKAGING QUANTITY: (UNIT: mm)



TYPE	P (Ref)	P0(Ref)	W (Ref)	BULK	PCS / REEL
WHI0402	2.0	4.0	8.0	v	4000
WHI0603	4.0	4.0	8.0	v	4000
WHI0805	4.0	4.0	8.0	v	2000
WHI1008	4.0	4.0	8.0	v	2000

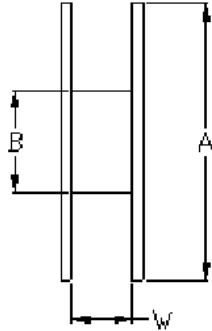
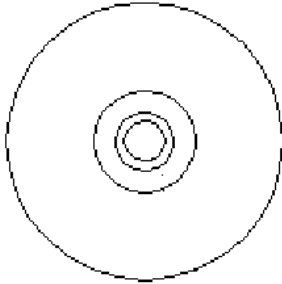
CORE MASTER ENTERPRISE CO., LTD.

<http://www.coremaster.com.tw>



SPECIFICATION FOR APPROVAL

PACKAGING QUANTITY: (UNIT: mm)



TYPE	A (Ref)	B (Ref)	W (Ref)
WHI0402	178	50	8.4
WHI0603	178	50	8.4
WHI0805	178	50	8.4
WHI1008	178	50	8.4

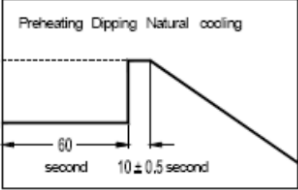
CORE MASTER ENTERPRISE CO., LTD.

<http://www.coremaster.com.tw>



SPECIFICATION FOR APPROVAL

RELIABILITY AND TEST CONDITIONS:

Item	Performance	Test Condition															
Operating Temperature	-40~+105°C																
Rated Current	Refer to standard electrical characteristics list.																
Temperature Rise Test	40°C max. (Δt)																
Solder heat Resistance	Appearance: No significant abnormality. Inductance change: Within $\pm 30\%$.	Preheat: 150°C, 60sec. Solder : H63A Solder temperature: 260+0-5°C Flux: rosin Dip time: 10 \pm 0.5sec. <div style="text-align: right;">  </div>															
Thermal shock		Condition for 1 cycle Step1: -25 \pm 2°C 30 \pm 3 min. Step2: Room temperature 15 min. Step3: +105 \pm 5°C 30 \pm 3 min. Step4: Room temperature 15 min. Number of cycles: 50 <table border="1" style="margin-left: auto; margin-right: auto; border-collapse: collapse;"> <thead> <tr> <th style="text-align: center;">Phase</th> <th style="text-align: center;">Temperature(°C)</th> <th style="text-align: center;">Time(min)</th> </tr> </thead> <tbody> <tr> <td style="text-align: center;">1</td> <td style="text-align: center;">-25\pm2°C</td> <td style="text-align: center;">30\pm3</td> </tr> <tr> <td style="text-align: center;">2</td> <td style="text-align: center;">Room Temp.</td> <td style="text-align: center;">15</td> </tr> <tr> <td style="text-align: center;">3</td> <td style="text-align: center;">+105\pm2°C</td> <td style="text-align: center;">30\pm3</td> </tr> <tr> <td style="text-align: center;">4</td> <td style="text-align: center;">Room Temp.</td> <td style="text-align: center;">15</td> </tr> </tbody> </table>	Phase	Temperature(°C)	Time(min)	1	-25 \pm 2°C	30 \pm 3	2	Room Temp.	15	3	+105 \pm 2°C	30 \pm 3	4	Room Temp.	15
Phase	Temperature(°C)	Time(min)															
1	-25 \pm 2°C	30 \pm 3															
2	Room Temp.	15															
3	+105 \pm 2°C	30 \pm 3															
4	Room Temp.	15															
Humidity Resistance Test	Appearance: no damage Inductance: within $\pm 30\%$ of initial value.	Measured: 50 times Temperature: 40 \pm 2°C. Applied current: rated current. Duration: 500 hrs. Humidity: 90~95%															
High Temperature Resistance Test		Temperature: 105 \pm 2°C. Applied current: rated current. Duration: 500 hrs.															